

RIVKLE® Hand operated setting tool

RIVKLE® BRK 01 manual pliers setting tool

The manual installation tool is used to set RIVKLE® blind rivet nuts made of aluminium (M3–M6), steel (M3–M6) and stainless steel (M3–M5).

Delivery scope:

- Tool
- Threaded mandrels and anvils (M3–M6)

Function:

Screwing and unscrewing of the RIVKLE® blind rivet nut using a knurled nut. Setting is performed through the lever action of the hand-held tool.

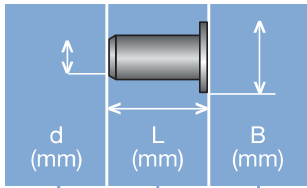
Technical information can be found on the last page.



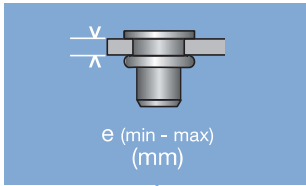
Diameter (d)	Article number	Weight g
M 3 - M 6	23511900000	600

All technical data refer to the measure mm

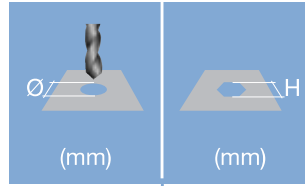




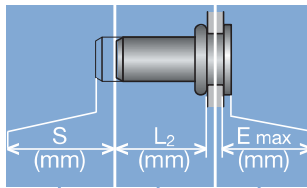
Head diameter
Overall length
Thread size



Grip range
Defines the range of total thickness of the customers part (even if it consists of more than one layer)



Hole geometry
If round → diameter
If hexagonal → width across flats

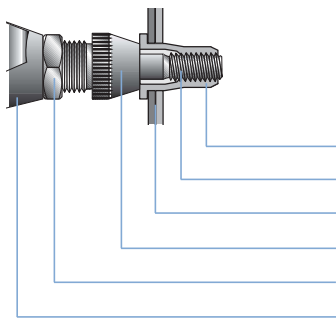


Head projection after setting
Variable according to the application (setting load, material substrate, etc.)

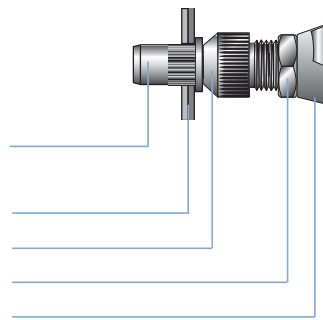
Blind side projection after installation
Defines the clearance needed on the blind side (cannot be used for quality control)

Setting stroke
Difference of total length before and after installation

RIVKLE® Nut



RIVKLE® Stud



RIVKLE®
Mandrel*
Customers part
Anvil*
Counter nut
Setting tool

in accordance to chosen RIVKLE®

All technical data refer to the measure mm

